

MEASURE A

DECENNIAL REPORT

Sacramento County's **Transportation Success Story** 2009-2019

- Measure I Draft Ordinance 2004 Renewal
 - Including Sacramento County Transportation Expenditure Plan 2009 - 2039. June 10, 2004
- Measure A Decennial Report, 2009 - 2019

How much has been collected?

- 2004 Expenditure Plan: \$5.228 billion projected across 30 years
- 2019 Dicennial Report: \$1.476 billion collected between 2009-2019



Expenditure Plan (2009 - 2039)

Local Road Maintenance, Safety and Congestion Relief	\$1,957
Freeway Safety and Congestion Relief	\$662
Transit Congestion Relief	\$1,896
Senior & Disabled Transportation	\$212
Neighborhood Shuttle	\$30
Safety, Streetscaping, Pedestrian and Bicycle Facilities	\$235
Transportation-Related Air Quality	\$71

*amount in millions of 2004 USD

Expenditure Plan (2009 - 2039)

Roads and Freeways	Local Road Maintenance, Safety and Congestion Relief	\$1,957
	Freeway Safety and Congestion Relief	\$662
Public Transport	Transit Congestion Relief	\$1,896
	Senior & Disabled Transportation	\$212
	Neighborhood Shuttle	\$30
Active Transport	Safety, Streetscaping, Pedestrian and Bicycle Facilities	\$235
Air-Quality	Transportation-Related Air Quality	\$71

*amount in millions of 2004 USD; projected

Expenditure Plan for 2009 - 2039

Environmental Programs

1.4%

Active Transit

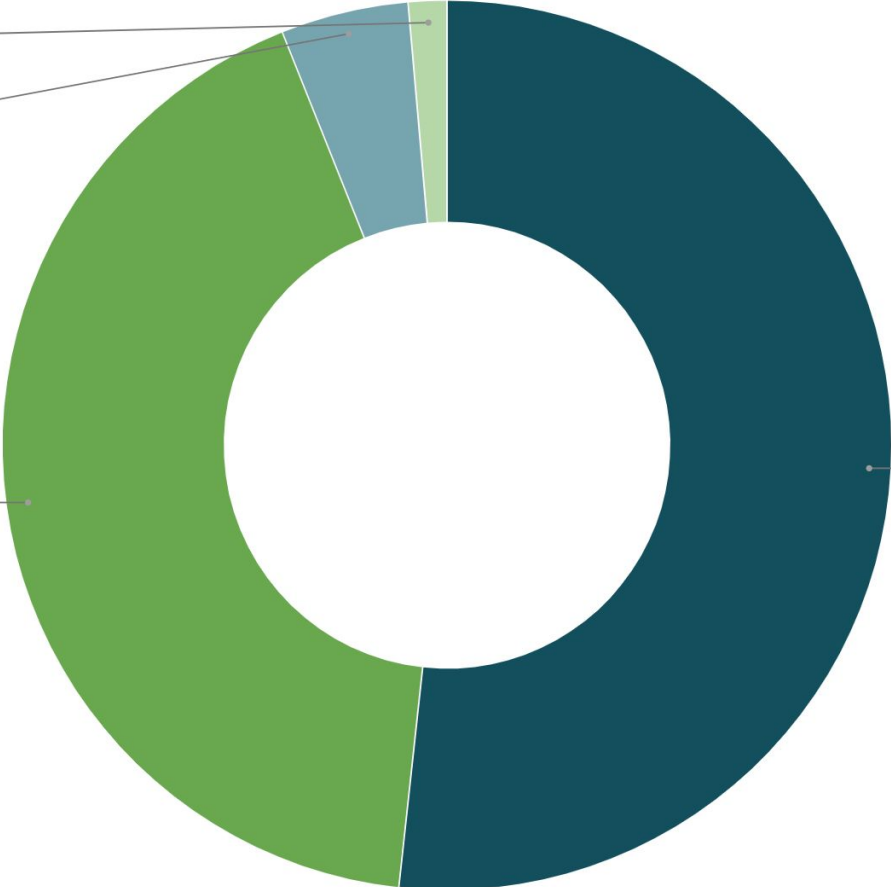
4.6%

Public Transit

42.2%

Roads and Freeways

51.7%



Dicennial Report (2009 - 2019)

Air-Quality Mgt	\$15,559,775	SacRT Ops, Maint + Cap	\$357,874,833
Caltrans	\$53,568,448	County Regional Parks	\$10,166,667
Capital Projects	\$328,803,007	Safety, Streets, Peds + Bikes	\$41,669,319
Capital SE Corridor	\$28,135,334	Senior & Disabled Transport	\$36,521,357
Maintenance	\$311,195,508	Traffic Control + Safety	\$31,119,546
Neigh. Shuttle System	\$1,406,662	Galt + Isleton Transport.	\$11,008,341

Dicennial Report (2009 - 2019)

Roads and Freeways	~\$632,830,184
Public Transport	~\$526,802,852
Active Transport	~\$51,835,986
Air-Quality	\$15,559,775

Expenditure Report for 2009 - 2019

Environmental Programs

1.3%

Active Transit

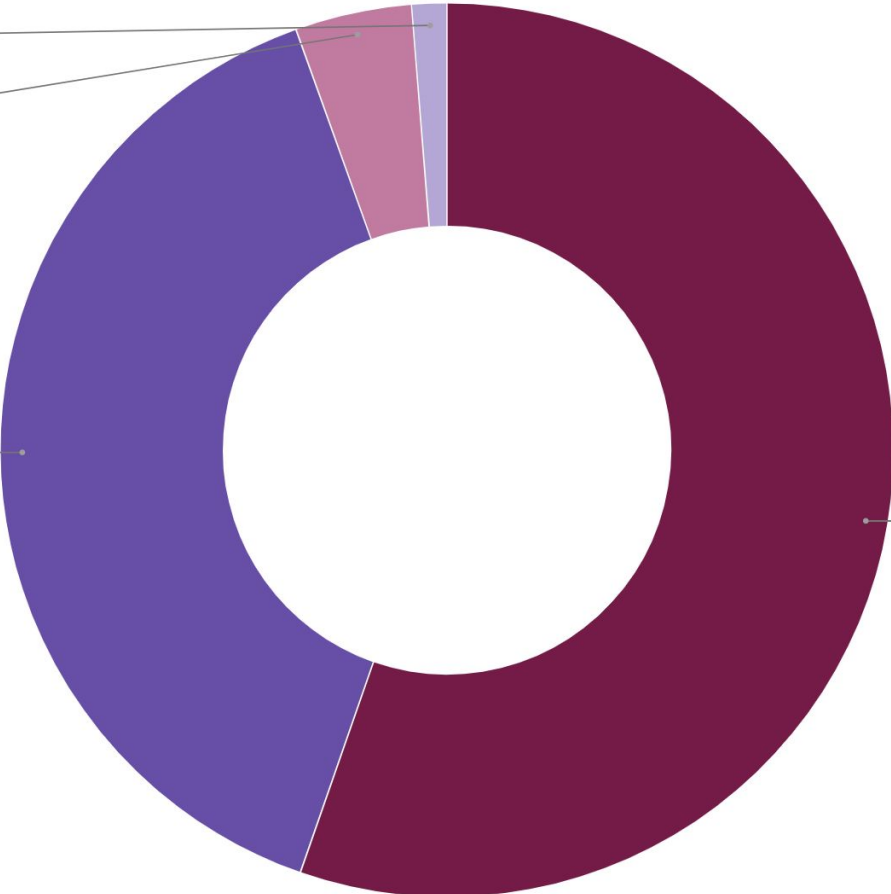
4.2%

Public Transit

39.2%

Roads and Freeways

55.3%



Major Projects

- Hwy 50/Watt Interchange - \$44 million
 - \$12 million from Measure A
- Sacramento Intermodal Regional Intercity Rail Facility - \$131 million
 - \$85 million from Measure A
- Hwy 99/Grant Line Road - \$77 million
 - \$37 million from Measure A
- Folsom Lake Crossing Bridge Project - \$140 million
 - \$37 million from Measure A

Major Projects

- Folsom Streetscaping in Rancho Cordova - \$24.5 million
 - \$4.7 million from Measure A
- Antelope Road Widening - \$ 7 million
 - \$1 million from Measure A
- Capital Southeast Connector Expressway - \$180 million
 - \$30 million from Measure A
- Caltrans Carpool Lanes and Interchange Upgrades - over \$1 billion
 - \$54 million from Measure A

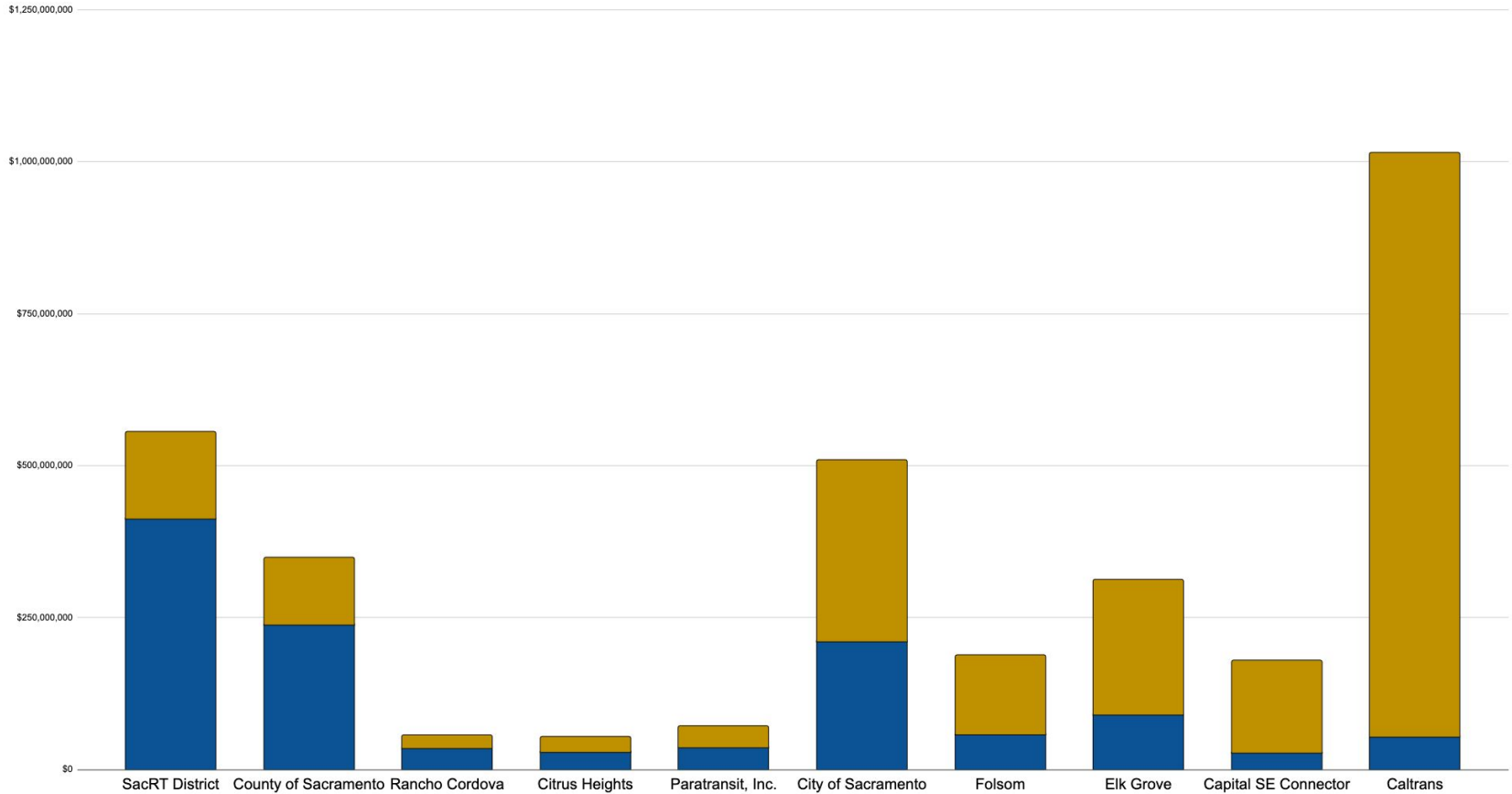
SacRT Successes

- Green Line extension to River District
- Blue Line extension to Cosumnes River College
- Operating and Maintenance Improvements: decline in crime rate, lowering of fares, extended service hours

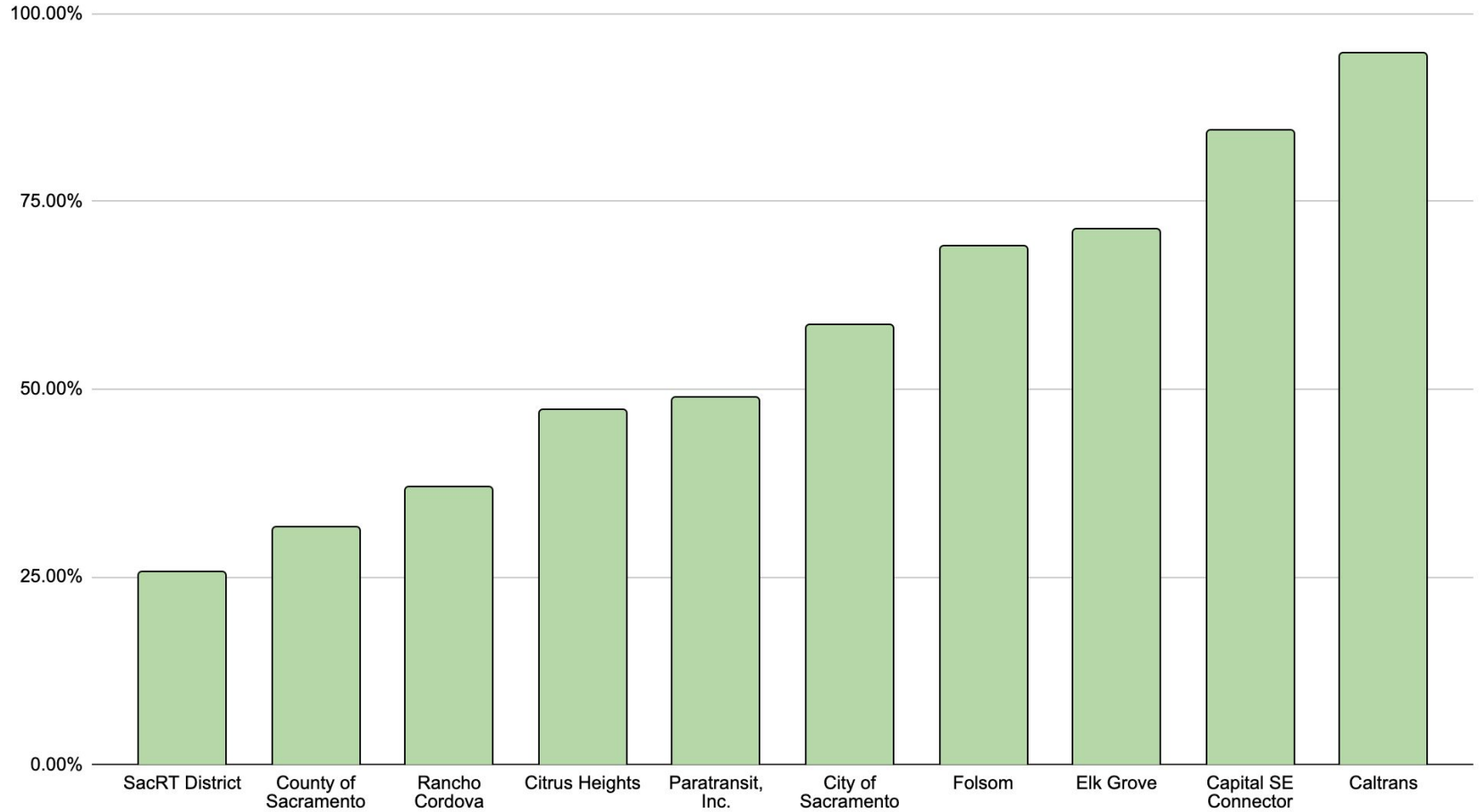


Total Measure A Expenditures and Matching Funds by Jurisdiction

■ Matching Funds ■ Measure A Funds

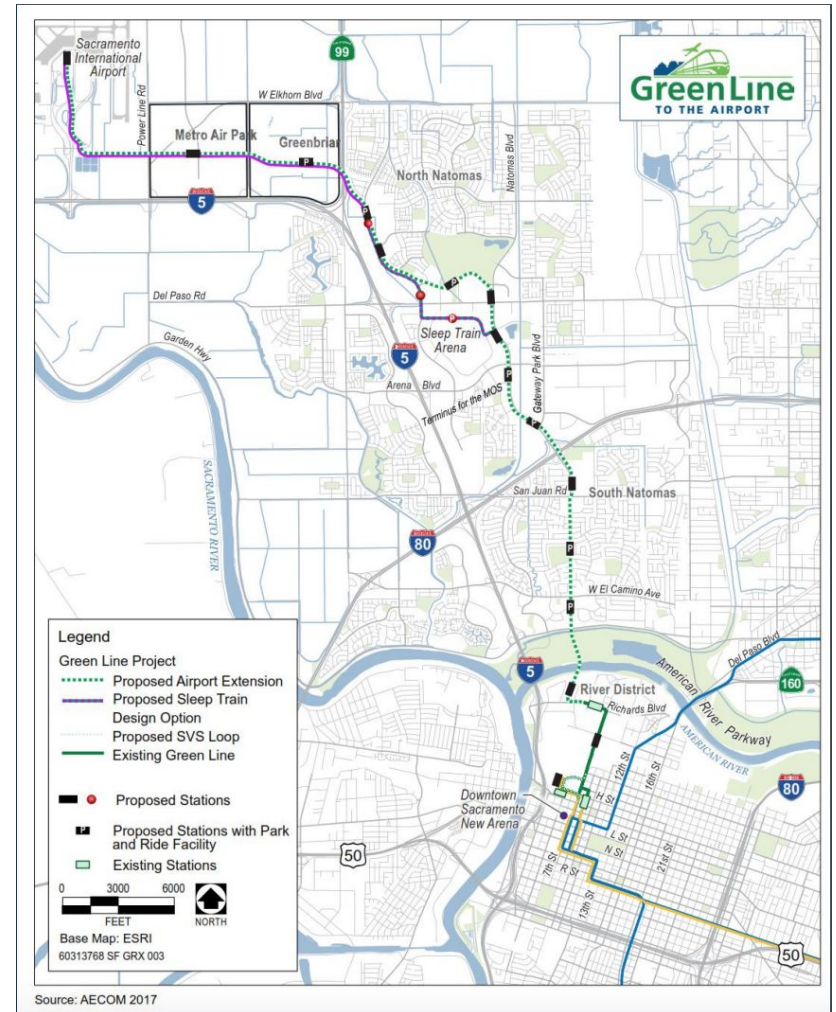


Percent Expenditure from Matching Funds by Jurisdiction



Moving Forward, 2019 - 2039

- Future priorities include (per Decennial Report):
 - Encouraging transit ridership
 - Constructing complete streets
 - Enhancing active transportation opportunities
 - Repairing and maintaining local streets and roads
 - Relieving traffic congestion



To Amend the Expenditure Plan:

1. Every ten years, STA shall review and propose amendments to the Expenditure Plan to meet changing transportation needs.
2. Amendments must be approved by the Board of Supervisors and a majority of the city councils constituting a majority of the incorporated population.

The (briefly) Proposed 2020 Ordinance

- High unmet transportation needs led STA to propose an additional 0.5 percent sales tax for 2021-2061
- But this was pulled from the November 2020 ballot because it appeared unlikely to reach 66% approval during the pandemic

(Withdrawn) 2020 Expenditure Plan

Air Quality

2.2%

Transportation Services

3.1%

Transit Congestion Relief

13.1%

SacRT

21.9%

Highway Congestion Relief

11.8%

Local Streets and Roads

48.0%

